

# LITHA

## EMBRACING THE FIRE WITHIN



A Workbook for Summer Solstice Celebrations

---

[www.sacredisles.com](http://www.sacredisles.com)

---

# WELCOME

## *Embracing the fire within*


Welcome to Litha: Embracing the Fire Within, a guide designed to immerse you in the rich traditions and celebrations of the Litha sabbat. Within these pages, you will discover the essence of this sacred time and explore various practices to deepen your connection with nature, embrace the summer season, and honour the cycles of the Earth.

Litha, also known as Midsummer or the summer solstice, holds a special place in pagan traditions. It marks the pinnacle of the sun's power and the longest day of the year, when the Earth is bathed in the warmth and vitality of the sun's radiant energy. As the wheel of the year turns, Litha stands as a joyful celebration of abundance, growth, and the bountiful gifts bestowed upon us by nature.

The significance of Litha extends far beyond its astronomical occurrence. It represents the harmonious union of the sun and the Earth, symbolising the balance between light and darkness, fire and water, masculine and feminine energies. It is a time to honour the power of the sun, the transformative energies of fire, and the fertile abundance of the Earth. By aligning ourselves with these natural forces, we can tap into their energy and embrace the vibrant spirit of summer.

This workbook serves as a practical and insightful companion to your Litha celebrations. It offers a comprehensive collection of rituals, crafts, activities, and reflections to help you create a meaningful and immersive experience during this sabbat. Whether you are a seasoned practitioner or new to pagan traditions, this workbook will provide you with a range of ideas and inspiration to personalise your Litha celebrations.

Throughout the workbook, you will find historical insights into the origins of Litha, the symbolism behind its traditions, and the significance of various practices. You will have the opportunity to connect deeply with nature through mindful walks and ritual baths, create meaningful altars and crafts, perform rituals that honour the energies of the season, and engage in reflective practices that foster gratitude and personal growth.



Remember, this workbook is a starting point, a springboard for your own exploration and creativity. Feel free to adapt the suggestions and activities to suit your personal beliefs, preferences, and available resources. Embrace the spirit of joy, abundance, and connection that Litha embodies as you embark on this journey of celebration and spiritual growth.

May this Litha workbook be a source of inspiration, guidance, and transformation as you embrace the magic of the summer solstice and weave its energy into the tapestry of your own spiritual path.



# SECTIONS

## The history & symbolism of Litha

A look at the history and symbolism of Litha, the summer solstice celebration

## Connecting with nature

Ways to connect with nature during the midsummer season.

## Crafts & activities

Embrace the spirit of Litha with these seasonal crafts and activities.

## Rituals & celebrations

Connect to the energy of Litha through ritual and celebration.

## Magical recipes

Brews and potions to harness the energy of the season.

## Soul Reflections

Journal prompts to help you reflect on the beautiful midsummer season.



# HISTORY & SYMBOLISM

The meanings behind the sacred summer  
solstice ceremonies and rituals

# HISTORY & SYMBOLISM

## ORIGINS OF LITHA



Litha has a fascinating historical background as a pagan celebration deeply rooted in ancient traditions. Its origins can be traced back to the customs and rituals associated with the summer solstice, which have been observed for centuries.

Ancient civilizations across the world recognized the significance of the summer solstice, marking the longest day and shortest night of the year. These astronomical events held great importance in agricultural societies, as they symbolized the peak of the growing season and the abundant harvests to come.

In many cultures, the summer solstice was a time of celebration and reverence for the sun, seen as a life-giving force. The sun was associated with warmth, light, vitality, and the power of growth. People honored and worshipped the sun during this period, expressing gratitude for its life-sustaining energy and invoking its blessings for their crops, livestock, and overall well-being.

Litha, as a contemporary pagan sabbat, draws inspiration from these ancient solstice celebrations. It embraces the spirit of connecting with nature, honouring the sun, and celebrating the abundant gifts of the Earth. Through various rituals and practices, modern pagans continue to pay homage to the ancient customs and symbolisms associated with Litha, carrying forward the traditions and wisdom of our ancestors.

By exploring the origins of Litha, we gain a deeper appreciation for its timeless significance and its power to connect us with the cycles of nature and the energies of the sun. In the following sections, we will delve further into the symbolism of Litha and explore how it can be embraced and celebrated in our modern lives.

## SYMBOLISM OF LITHA

Litha, as a modern pagan sabbat, is rich in symbolism that reflects the significance of the summer solstice and the energies associated with this time of the year. By delving into the symbolism of Litha, we can deepen our understanding of its spiritual and metaphorical meanings.

The summer solstice holds a profound significance as a time of abundance, growth, and vitality. It represents the zenith of the sun's power, when daylight reigns supreme and the Earth is enveloped in warmth and light. This astronomical event symbolizes the triumph of light over darkness, marking the turning point of the year as the days begin to gradually shorten.

The sun plays a central role in Litha's symbolism. It is seen as a source of life, energy, and illumination. The sun's radiant heat and light provide nourishment to the Earth, enabling the growth and flourishing of plants, animals, and human life. During Litha, the sun is honoured and revered as a divine force that sustains all living beings and supports the cycles of nature.

Fire is another potent symbol associated with Litha. It represents transformation, passion, and the spark of life. Bonfires have long been a traditional element of Litha celebrations, symbolizing the power of fire and its purifying energy. The flames dance and crackle, carrying away the old and making space for the new. Fire rituals during Litha serve as a means to release what no longer serves us and ignite our intentions for growth and manifestation.

Additionally, Litha symbolizes the balance between masculine and feminine energies. The sun, with its fiery and assertive nature, represents the masculine aspect, while the Earth, with its nurturing and receptive qualities, embodies the feminine. Litha encourages us to embrace the harmonious union of these energies within ourselves and in the world around us.

Exploring the symbolism of Litha allows us to connect with the deeper layers of meaning behind this sabbat. By acknowledging the power of the sun, embracing the transformative qualities of fire, and recognizing the balance of masculine and feminine energies, we can align ourselves with the natural rhythms of the season and cultivate a greater sense of harmony and connection with the world. In the following sections, we will delve into practices and rituals that reflect and amplify these symbolic elements of Litha.



# CONNECTING WITH NATURE

Find a deeper connection to the Divine and  
yourself during the beautiful time of midsummer

# NATURE

A mindful nature walk during Litha provides a wonderful opportunity to deepen your connection with the natural world and immerse yourself in the beauty of the summer season. It allows you to engage your senses, embrace the sights, sounds, and scents of nature, and cultivate a sense of presence and gratitude. Here, we offer guided instructions for a meaningful and enriching nature walk during Litha.



2. Set Your Intention: Before embarking on your nature walk, take a moment to set your intention. Reflect on what you hope to gain from this experience. It could be a desire for connection, inspiration, or simply to appreciate the beauty of the natural world.

# WALK



1. Choose a Location: Select a natural setting that resonates with you, such as a park, forest, beach, or countryside. Aim for a location that allows you to be surrounded by the abundant greenery and vibrant energy of summer.



3. Mindful Presence: As you begin your walk, bring your awareness to the present moment. Notice the sensations in your body, the feel of the ground beneath your feet, and the rhythm of your breath. Let go of distractions and be fully present in this natural setting.



5. Connect with Nature: Find a spot that draws your attention, whether it's a tree, a meadow, or a body of water. Take a moment to connect with it. Place your hands on the bark of a tree, feel the texture, and tune into its energy. Sit on the ground and feel the Earth's support beneath you. Allow yourself to be present and open to the beauty and wisdom of nature.



4. Engage Your Senses: Engage your senses to fully immerse yourself in the experience. Observe the vibrant colors of flowers, leaves, and the sky. Listen to the birds singing, the rustle of leaves, or the sound of waves crashing. Take in the fragrances of blooming flowers or the scent of the earth after a summer rain.



6. Reflect and Appreciate: Throughout your walk, take moments to pause and reflect. Consider the abundance and growth that surrounds you. Reflect on the cycles of life and the interconnectedness of all living things. Express gratitude for the beauty and gifts of summer.



7. Closing Ritual: As you conclude your nature walk, consider performing a simple closing ritual. This could involve offering a small token of gratitude, such as a flower or a leaf, to the Earth. Express your thanks for the experience and the connection you have established.

By engaging in a mindful nature walk during Litha, you invite a deeper connection with the natural world and align yourself with the vibrant energies of the season. Embrace the opportunity to observe and appreciate the beauty of summer, allowing it to inspire and rejuvenate your spirit.

# Seasonal

## CORRESPONDENCES

---

Understanding the seasonal correspondences of Litha adds depth and meaning to your celebrations. By aligning with the plants, flowers, and herbs associated with this sabbat, you can tap into the unique energies and symbolism of the summer season. Here, we provide an introduction to the seasonal correspondences of Litha and a list of plants, flowers, and herbs often connected with this sacred time.

Litha represents the peak of summer, a time of abundance, growth, and vibrant energy. It is a season of long, warm days and an explosion of life in nature. As you engage in Litha rituals and activities, incorporating the following plants, flowers, and herbs can enhance your connection with the season's energies

# 1

Sunflowers: Symbolizing the sun's radiant energy, sunflowers are an iconic representation of Litha. Their vibrant yellow petals and tall, reaching stalks embody the power and vitality of the season.

# 2

Sunflowers: Symbolizing the sun's radiant energy, sunflowers are an iconic representation of Litha. Their vibrant yellow petals and tall, reaching stalks embody the power and vitality of the season.

# 3

. Lavender: With its calming and soothing properties, lavender is an excellent herb to include during Litha. It promotes relaxation, enhances spiritual connections, and brings a sense of balance to rituals and practices.

# 4

St. John's Wort: This herb holds special significance during Litha, as it is often associated with the solstice. St. John's Wort is believed to ward off negative energy, bring good fortune, and protect against evil spirits.

# 5

Meadowsweet: Known for its sweet fragrance and delicate white flowers, meadowsweet is a symbol of love, healing, and joy. It can be used in rituals, sachets, or as an offering to invoke blessings and positive energies.

# 6

Chamomile: Chamomile embodies the soothing and calming energies of summer. It is often used in rituals and preparations related to relaxation, inner peace, and spiritual harmony.

These are just a few examples of the plants, flowers, and herbs associated with Litha. As you explore the natural world around you, pay attention to the local flora and identify the ones that resonate with you and your personal practice. Remember to cultivate a respectful and sustainable approach when gathering or using plant materials, ensuring that you do so responsibly and with gratitude.

By incorporating these seasonal correspondences into your Litha celebrations, you invite the energies of summer into your rituals and practices. These natural elements serve as reminders of the abundance, growth, and vitality that surround us during this sacred time of the year.

# 7

Rose: The rose is a timeless symbol of love and beauty. Its intoxicating fragrance and vibrant petals make it an ideal flower to incorporate into Litha rituals, spells, or altar decorations.



# RITUAL BATH

Relax and connect with the fire and  
water elements

A ritual bath is a powerful way to cleanse and renew your energy while connecting with the energies of Litha and the summer season. Water holds a special significance during this time, representing emotional healing, purification, and the life-giving properties of nature. By incorporating herbs and flowers into your bath, you can enhance the ritual's potency and create a sacred space for reflection and rejuvenation. Here are instructions for a cleansing ritual bath using herbs and flowers



1. Preparation: Begin by setting the mood for your ritual bath. Cleanse your bathroom space, dim the lights, and create a peaceful ambiance with candles or soft music. This is your sacred space for self-care and connection.

2. Herb Selection: Choose herbs that align with the energies of Litha and the intentions of your ritual bath. Calendula, lavender, rose petals, and chamomile are popular choices for their soothing properties and connection to the summer season.

3. Flower Selection: Select flowers that inspire you and evoke the essence of summer. Sunflowers, roses, and marigolds are particularly fitting for their vibrant colors and symbolism.

4. Infusing the Bath: Fill your bathtub with warm water to a comfortable temperature. As the water flows, add your chosen herbs and flowers. You can use loose herbs tied in a muslin bag or directly sprinkle the flowers and petals into the water. Visualize the water becoming infused with the healing and transformative properties of the plants.

5. Setting Intentions: Before entering the bath, take a moment to set your intentions for the ritual. Reflect on what you seek to release, cleanse, or manifest during this sacred time. You may want to focus on embracing joy, letting go of negativity, or inviting abundance into your life.



6. Mindful Immersion: Slowly immerse yourself into the bath, allowing the water to envelop you. Close your eyes, take deep breaths, and visualize any tensions, worries, or negative energies being washed away. Feel the healing properties of the herbs and flowers soothing your body, mind, and spirit.

7. Connection with Water: As you soak, reflect on the connection between water and the summer season. Contemplate the life-giving properties of water, its ability to nurture and support growth. Embrace the flow and fluidity of water, allowing it to inspire you to adapt, grow, and find balance in your own life.

8. Self-Care and Reflection: Take this time to practice self-care and reflection. You can gently massage your body with the herb-infused water, allowing the properties of the plants to nourish your skin. Use this quiet moment to journal, meditate, or simply be present with your thoughts and emotions.

9. Closing the Ritual: When you feel ready, slowly rise from the bath, allowing the water to drain. Visualize any lingering negativity or stagnant energy being washed away. Express gratitude for the cleansing and rejuvenating experience.

10. Post-Ritual Care: Take care of yourself after the ritual bath. Drink plenty of water to hydrate and ground yourself. Engage in activities that promote relaxation, such as reading, gentle stretching, or sipping herbal tea.

By incorporating a ritual bath into your Litha celebrations, you honour the sacred connection between water and the summer season. This practice allows you to cleanse and renew your energy, while embracing the healing properties of herbs and flowers. Embrace the opportunity to connect with yourself, the natural world, and the transformative energies of Litha.





# CRAFTS & ACTIVITIES

Celebrate the Sabbath with sun-themed activities  
and crafts.

# CREATING A LITHA ALTAR



Setting up a personal altar for Litha provides a sacred space where you can connect with the energies of the sabbat and honour the spirit of the season. Your altar becomes a focal point for your rituals, meditations, and intentions during this time. Here, we offer guidance on creating a meaningful Litha altar and suggest items and symbols to include:

1. **Selecting a Space:** Choose a dedicated space for your Litha altar. It can be a table, shelf, or any surface that feels significant to you. Consider placing it near a window where it can be bathed in sunlight or in a garden where you can connect with nature.

2. Cloth or Covering: Begin by covering the altar with a cloth or a piece of fabric that resonates with the energy of Litha. Vibrant colours such as yellow, orange, or green often evoke the essence of summer.

3. Representation of the Sun: Include a symbol or representation of the sun as a central element on your Litha altar. This can be a small figurine, a sun wheel, or a representation of the sun in any form that speaks to you.

4. Seasonal Symbols: Incorporate seasonal symbols that represent the energy of Litha. These can include sunflowers, seashells, feathers, or any items that reflect the abundance, growth, and vitality of the summer season.

5. Candles: Candles are an essential element for any altar. Use candles in colours associated with Litha, such as yellow, gold, or orange. Light the candles during your rituals to symbolize the energy and warmth of the sun.

6. Flowers and Herbs: Bring the beauty of nature onto your altar by including fresh flowers and herbs associated with Litha. Sunflowers, roses, lavender, or any local seasonal blooms can infuse your sacred space with the scents and colours of summer.

7. Crystals and Gemstones: Place crystals and gemstones that resonate with the energies of Litha on your altar. Citrine, carnelian, sunstone, or clear quartz are excellent choices to amplify the energies of abundance, joy, and vitality.

8. Ritual Tools: If you have any ritual tools, such as a chalice, athame, or wand, incorporate them on your altar. These tools represent your connection with the divine and can be used during rituals or ceremonies.

9. Offerings: Consider including offerings that symbolize gratitude and abundance. This can be a small dish of seasonal fruits, a bowl of fresh water, or any meaningful items that you wish to present as an offering to the energies of Litha.

10. Personal Items: Add personal items that hold significance for you and represent your intentions for Litha. This could be a journal, a piece of artwork, a written affirmation, or any item that embodies your connection with the summer season.

# SUN WHEEL CRAFT

Making a sun wheel or a sun-themed craft is a creative way to celebrate the energy of the sun and its significance during Litha. The sun wheel, also known as a solar wheel or sun cross, is a powerful symbol representing the sun's life-giving energy and the cycles of nature. Follow these step-by-step instructions to create your own sun wheel craft.

## MATERIALS NEEDED

- Cardboard or thick paper
- Scissors
- Pencil or marker
- Yellow, orange, and gold craft paper or cardstock
- Glue or tape
- Decorative elements (optional): glitter, sequins, or stickers

## INSTRUCTIONS

### 1. Prepare the Base

- Take the cardboard or thick paper and cut it into a circle of your desired size. This will be the base of your sun wheel.
- Using a pencil or marker, draw a smaller circle at the center of the base. This will represent the sun's core.

### 2. Create the Sun Rays

- Cut strips of yellow, orange, and gold craft paper or cardstock. The length and width of the strips can vary depending on your preference.
- Starting from the outer edge of the base, attach the strips of paper radiating outwards towards the edges of the circle. Overlap them slightly to create a layered effect, mimicking the rays of the sun. Secure them with glue or tape.

### 3. Decorate the Sun Wheel (optional)

- Add decorative elements to enhance the visual appeal of your sun wheel. You can sprinkle glitter, attach sequins, or use stickers to embellish the rays or the center of the sun.
- Be creative and let your personal style shine through as you decorate your sun wheel.

### 4. Symbolic Significance

- The sun wheel symbolizes the energy and power of the sun, which reaches its peak during Litha. It represents vitality, warmth, growth, and the cycles of nature.
- As you create your sun wheel, reflect on the significance of the sun in your life and its connection to the summer season. Consider the energy it brings and the role it plays in sustaining life on Earth.

Displaying your sun wheel craft can be a beautiful addition to your Litha altar or a meaningful decoration for your living space during the sabbat.

# HERBAL MAGIC

Harnessing the magical properties of summer herbs adds a powerful and enchanting element to your Litha celebrations. The vibrant energy of the season infuses these herbs with unique qualities that can support your intentions and rituals. Here, we introduce you to the magical properties of summer herbs and offer suggestions for creating herbal charms or sachets

Summer herbs possess a range of magical properties that align with the energies of Litha. These properties can include protection, abundance, love, purification, and heightened spiritual connection. By incorporating these herbs into your magical practices, you can amplify your intentions and invite their specific energies into your rituals.

## **Creating Herbal Charms or Sachets**

Herbal charms or sachets are small bags filled with a combination of herbs, flowers, and other magical elements. They are crafted with intention and can be carried, placed on your altar, or hung in specific areas to attract desired energies or outcomes. Here are some suggestions for creating your own herbal charms or sachets for Litha.

### **1. Selecting Herbs**

- Choose a selection of summer herbs that resonate with your intentions. Consider herbs such as lavender for relaxation and peace, rose petals for love and passion, or chamomile for harmony and balance.
- Research the magical properties of each herb to ensure they align with your desired outcomes. You can also trust your intuition when selecting herbs based on their scents, colours, or personal associations.

### **2. Additional Magical Elements**

- Enhance the potency of your herbal charms by incorporating additional magical elements. These can include crystals, charms, or symbolic items associated with Litha, such as small sun symbols, seashells, or feathers.
- Consider including small pieces of paper with handwritten affirmations or intentions related to the energy you wish to attract or manifest.

### **3. Assembling the Charm**

- Take a small fabric bag or a piece of cloth and cut it into a square or circle shape. Choose a colour that resonates with your intentions or the energy of Litha, such as yellow, orange, or green.
- Place a pinch or small amount of each selected herb and any additional magical elements into the center of the fabric.
- Gather the edges of the fabric together and tie them securely with a piece of ribbon, string, or twine. You can also decorate the outside of the bag with symbols or symbols associated with Litha.

### **4. Charging and Activating**

- Once your herbal charm or sachet is assembled, take a moment to infuse it with your intentions. Hold it in your hands and visualize the desired outcome as if it has already manifested.
- You can further charge the charm by placing it under the sun's rays during Litha, allowing the sun's energy to enhance its magical properties.

### **5. Working with the Charm**

- Carry the herbal charm with you in your pocket, place it on your altar, or hang it in a specific area of your home or sacred space.
- Engage with the charm regularly, holding it, and focusing your energy on your intentions. You can also gently squeeze the charm to release the herbal scents and energies.

Remember, the creation of herbal charms or sachets is a personal and intuitive process. Trust your instincts, explore different herbs, and experiment with combinations that resonate with you and your intentions. By incorporating herbal magic into your Litha celebrations, you invite the transformative powers of nature into your rituals, spells, and daily life.



# RITUALS & CELEBRATIONS

Rituals to connect with the Spirit and energy of  
the summer solstice

# LITHA RITUAL

A Litha ritual allows you to honour the energy of the summer solstice and embrace the transformative power of the sun. Whether performed alone or in a group, this ritual can deepen your connection to the seasonal energies and facilitate personal growth. Here is a detailed outline for a Litha ritual, including casting a circle, invocations, and spellwork. Feel free to adapt the following outline to suit your personal beliefs, traditions, and preferences.

## PREPARATION

- Cleanse and prepare your ritual space. Ensure you have all the necessary tools and supplies, including candles, matches, herbs, crystals, and any other items that hold significance for you.
- Take a few moments to ground yourself and set your intentions for the ritual. Consider what you wish to release, manifest, or celebrate during this sacred time.

## OPENING

- Create a sacred space by casting a circle. You can use a wand, athame, or simply visualize a circle of light forming around you. Walk around the circle three times, envisioning it as a protective boundary that separates the mundane from the sacred.

## INVOCATION & CALLING THE ELEMENTS

- Begin by invoking the energies of the elements. Facing each direction, call upon the powers of the elements with words such as
- East (Air): "I call upon the element of Air to bring clarity, inspiration, and new beginnings to this sacred space."
- South (Fire): "I call upon the element of Fire to ignite passion, transformation, and creative energy within this sacred space."
- West (Water): "I call upon the element of Water to cleanse, heal, and flow with emotions in this sacred space."
- North (Earth): "I call upon the element of Earth to ground, nurture, and provide stability within this sacred space."

## HONOURING THE SUN

- Face the sun, or visualize its presence, and offer words of gratitude and appreciation for its life-giving energy. Acknowledge the sun's power and its role in the cycles of nature. You may recite a poem, sing a song, or simply speak from the heart.

## SPELLWORK

- Choose a spell or intention that aligns with the energy of Litha. This can be a manifestation, healing, or abundance spell. Perform the spellwork in a way that feels authentic and meaningful to you. You may incorporate candles, herbs, crystals, or any other tools that resonate with your intention.

## MEDITATION & REFLECTION

- Enter a meditative state to connect with the energies of Litha and the summer season. Visualize yourself bathed in warm sunlight, feeling its energy infusing every cell of your being. Reflect on your personal growth, accomplishments, and areas where you seek transformation.
- Allow any insights or messages to come forth during this quiet and receptive state.

## OFFERINGS & THANKS

- Prepare an offering to express gratitude and appreciation for the energies of Litha. This can be a simple gesture such as pouring water onto the earth, leaving a flower outside, or offering a heartfelt prayer or statement of thanks.

## CLOSING

- Express gratitude to the elements, the sun, and any deities or spirits you may have invoked. Visualize the energy of the circle dispersing, releasing the sacred space back into the world.
- Ground yourself by connecting with the earth beneath you. Take a few deep breaths and visualize any excess energy flowing back into the earth.

## INTEGRATION

- Take a few moments to journal about your experiences, insights, and intentions that arose during the ritual. Consider how you can incorporate the energy and wisdom of Litha into your daily life.



Hosting a bonfire gathering is a festive way to celebrate Litcha and embrace the warmth and transformative energy of the summer solstice. The bonfire serves as a focal point for rituals, activities, and community connection. Here are some ideas for hosting a memorable bonfire celebration for Litcha, along with safety precautions and suggestions for activities or rituals:

# BONFIRE CELEBRATION

## Safety Precautions

- Check local regulations and obtain any necessary permits for having a bonfire in your area.
- Choose a safe location for the bonfire, away from flammable materials and structures.
- Clear the area around the bonfire of any debris, dry vegetation, or potential hazards.
- Keep a fire extinguisher or a bucket of water nearby for emergency use.
- Assign someone to be responsible for fire safety and ensure that they are trained in fire safety protocols.



## **Rituals and Activities**

- Begin the bonfire celebration by casting a circle or creating a sacred space to honour the energies of Litha.
- Invite participants to bring musical instruments, drums, or other sound-making tools to create a lively and festive atmosphere.
- Consider performing a group ritual to celebrate the summer solstice. This can include invocations, chants, dance, or guided meditations focused on embracing the transformative energy of the sun.
- Encourage attendees to share their intentions, desires, or manifestations for the coming season or the second half of the year, and collectively offer blessings or well-wishes to each other.
- Incorporate traditional bonfire rituals, such as leaping over the flames to symbolize letting go of the old or jumping forward into new opportunities.
- If appropriate and allowed, you can also incorporate a fire divination practice, such as scrying or gazing into the flames to seek insights or messages from the spiritual realm.

## **Activities for Connection and Celebration**

- Arrange a communal potluck-style meal where attendees can bring seasonal dishes to share. Emphasize using fresh, local ingredients and incorporating herbs and fruits associated with Litha.
- Provide materials for participants to create flower crowns or garlands using summer flowers and foliage, allowing them to adorn themselves with the beauty of the season.
- Set up an area for storytelling or sharing personal experiences related to the themes of Litha, such as personal growth, transformation, or experiences in nature.
- Offer activities that engage participants with the natural world, such as a guided nature walk, herb identification and foraging, or creating nature-inspired art or crafts.



## **Music, Dance, and Celebration**

Create a playlist of upbeat, joyful music that celebrates the energy of Litha. Include songs that evoke the sun, warmth, and the beauty of nature.

Encourage dancing and movement around the bonfire, allowing participants to express their joy and connection to the season.

Consider hiring or inviting local musicians or performers to entertain and engage attendees with live music, drumming circles, or fire dancing (if performed by trained professionals)



Remember to be mindful of the environment and the impact of your celebration. Ensure that the fire is properly extinguished and clean up any remaining debris. By hosting a bonfire celebration for Litha, you provide a space for community, connection, and the celebration of the summer season's transformative energy.

A glass jar filled with a yellow liquid, surrounded by lemons and purple flowers on a wooden surface. The jar is the central focus, with a yellow semi-transparent box overlaid on it containing text. The background is a blurred wooden surface with various items like lemons and flowers scattered around.

# MAGICKAL RECIPES

The summer season of Litha brings an abundance of fresh fruits and herbs that can be utilized in magickal recipes to enhance your spiritual practice and connect with the energies of the season.



# SUMMER FRUIT SALAD

## INGREDIENTS

- Assorted seasonal fruits such as berries, watermelon, peaches, and grapes
- A handful of fresh mint leaves
- A splash of lemon juice
- A drizzle of honey (optional)

## INSTRUCTIONS

- Wash and prepare the fruits by cutting them into bite-sized pieces.
- In a serving bowl, combine the fruits.
- Tear the mint leaves into small pieces and sprinkle them over the fruits.
- Add a splash of lemon juice.
- Drizzle honey over the salad for a touch of sweetness, if desired.
- Stir gently to combine all the ingredients.

Enjoy this refreshing and nourishing fruit salad as a representation of the bountiful harvest and the sweetness of the summer season.

# Summer herbal INFUSED OIL



## INGREDIENTS

- 1 cup carrier oil (such as olive oil or jojoba oil)
- A handful of fresh herbs like lavender, chamomile, or calendula


## INSTRUCTIONS

- Rinse the fresh herbs and pat them dry to remove any moisture.
- Place the herbs in a clean glass jar.
- Pour the carrier oil over the herbs, ensuring they are fully covered.



- Seal the jar tightly and place it in a warm, sunny spot for 2-4 weeks, shaking it gently every few days.
- After the infusion period, strain the oil through a fine-mesh strainer or cheesecloth into a clean glass bottle.
- Label the bottle with the name of the infused oil and the date it was prepared.
- Store the infused oil in a cool, dark place for future use.

This magickal infused oil can be used for anointing candles, adding to bathwater, or incorporating into rituals and spells to invoke the energies of the summer season and the specific herbs used.



# Summer Solstice TEA BLEND

## INGREDIENTS

- 1 tablespoon dried herbs such as lemon verbena, lemongrass, or hibiscus
- 4 cups water
- Sliced citrus fruits (optional)
- Sweetener of your choice (optional)




## INSTRUCTIONS

- Place the dried herbs in a clean glass jar or pitcher.
- Pour the water over the herbs.
- If desired, add slices of citrus fruits for added flavour and visual appeal.



- Cover the jar or pitcher and place it in direct sunlight for 4-6 hours, allowing the tea to steep and absorb the energy of the sun.
- After the steeping time, strain the tea into another container and discard the herbs.
- Sweeten the tea, if desired, with your preferred sweetener.
- Chill the sun tea in the refrigerator or serve it over ice for a refreshing and magickal beverage that represents the solar energy of Litha.





A spiritual tincture made solely from herbs is a concentrated liquid extract that harnesses the energetic and vibrational properties of specific plants to support spiritual practices and well-being. Spiritual tinctures can be used for ritual work, meditation, energy clearing, intention setting, or as a tool to support spiritual growth and connection.

# HERBAL TINCTURE

## INGREDIENTS

- Dried herbs such as St. John's Wort, chamomile, or lavender (please do your research before using herbs)
- 80-proof vodka or other high-proof alcohol

## INSTRUCTIONS

- Fill a clean glass jar halfway with the dried herbs.
- Pour the alcohol over the herbs, filling the jar to the top.
- Seal the jar tightly and store it in a cool, dark place for 4-6 weeks, shaking it gently every few days.
- After the infusion period, strain the tincture through a fine-mesh strainer or cheesecloth into a dark glass bottle.
- Label the bottle with the name of the tincture and the date it was prepared.

A sunset over a body of water, with a yellow gradient overlay. The sky is a mix of blue, orange, and yellow, with the sun low on the horizon. The water is dark and reflects the sky. A thin yellow border frames the entire image.

# SOUL REFLECTIONS

Journalling is a powerful tool for self-reflection and cultivating gratitude. During the summer season of Litha, take time to reflect on your experiences, personal growth, and the abundance in your life.

Reflection

# JOURNAL PROMPTS

*Reflecting on the summer season*



How has the energy of the summer season impacted your life? What emotions, thoughts, or inspirations have arisen during this time?

---

---

---

---

---



Describe a memorable experience or moment from this summer. How did it make you feel, and what significance does it hold for you?

---

---

---

---

---

---

---

---



In what ways have you embraced the qualities of the sun, such as warmth, vitality, or illumination, in your own life?

---

---

---

---

---

---

---

---

Reflection

# JOURNAL PROMPTS

## *Personal growth & transformation*



What areas of personal growth have you experienced during the summer? Reflect on any positive changes, new insights, or lessons learned.

---

---

---

---

---



How have you nurtured your own growth and wellbeing? Consider the self-care practices, hobbies, or activities that have supported your personal transformation.

---

---

---

---

---

---

---

---

---

---



What intentions or goals did you set at the beginning of the summer season? Take a moment to assess your progress and celebrate any milestones or achievements.

---

---

---

---

---

---

---

---

---

---

Reflection

# JOURNAL PROMPTS

## *Gratitude and abundance*



List three things you are grateful for that have manifested in your life during the summer season. Reflect on the abundance surrounding you

---

---

---

---

---



How have you connected with nature and its abundance? Describe moments of awe or appreciation for the natural world.

---

---

---

---

---

---

---

---

---

---



Express gratitude for the people, experiences, or opportunities that have enriched your life this summer. How have they positively influenced your journey?

---

---

---

---

---

---

---

---

---

---

Reflection

# JOURNAL PROMPTS

## *Setting intentions for the future*



What intentions or goals do you wish to carry forward as the summer season transitions? Consider how you can maintain the energy and momentum you have cultivated.

---

---

---

---

---

---

---

---

---

---



Reflect on any areas of your life where you would like to invite more abundance, joy, or growth. Set intentions for these areas and visualize how they will manifest.

---

---

---

---

---

---

---

---

---

---

Reflection

# JOURNAL PROMPTS

## *Connecting with the Divine*



How have you deepened your spiritual connection during the summer season? Reflect on any rituals, meditations, or practices that have enhanced your spiritual journey.

---

---

---

---

---

---

---

---

---

---



What insights or messages have you received from the divine or your higher self? Write down any spiritual experiences or moments of clarity.

---

---

---

---

---

---

---

---

---

---

# IN CONCLUSION

Litha, the pagan sabbat of the summer solstice, holds profound significance as a time of celebration, connection with nature, and personal growth. Through this workbook, we have explored some of the history, symbolism, and rituals associated with Litha, providing a glimpse into the rich traditions of this sacred holiday.

Litha offers us an opportunity to embrace the transformative energies of the sun, fire, and abundance. It is a time to reflect on our personal growth, express gratitude for the blessings in our lives, and connect with the natural world around us. Whether through mindful nature walks, creating altars, crafting sun-themed symbols, or partaking in rituals and celebrations, we can deepen our understanding of the season and its impact on our spiritual journey.

Remember, this workbook is just a starting point—a glimpse into the vast tapestry of pagan practices and beliefs. Feel free to adapt, modify, and expand upon the ideas presented here to create your own unique Litha experience.

Embrace the transformative energies of the summer solstice, and may the blessings of Litha illuminate your path throughout the year.



---

# LOOKING FOR MORE CONTENT & CONNECTION?

The Sacred Spiral Patreon group is a new sanctuary for seekers of spiritual growth and connection. As a member, you will gain exclusive access to the transformative journey of the Sacred Spiral course, centered around the wisdom of the wheel of the year. Each month, you can immerse yourself in guided meditations that will guide you deeper into your spiritual practice, while our live Q&A sessions offer the opportunity to explore and expand your understanding. Additionally, the weekly tarot readings will provide intuitive guidance to support your personal and collective journey. Join us on this sacred path of self-discovery, community, and enlightenment.

[JOIN OUR PATREON](#)

*See you there!*

---

# ABOUT US



**Lyn Thurman**



Coach, author, teacher, artist, holistic therapist, tarot reader, ordained minister, initiated priestess.

Photographer. Seal watcher. Vegan chocolate expert (in training).

**Paul Thurman**



Coach, writer, hypnotherapist, EFT tapper, teacher, tarot reader, ordained minister, initiated priest.

Card game geek. Book worm. Occasional teller of 'dad' jokes.



*We'd love to hear from you!*

# GET IN TOUCH

Thank you for journeying through the summer solstice with us.  
Let's carry on the journey....



[www.sacredisles.com](http://www.sacredisles.com)



[Facebook page](#)



[Instagram Account](#)



[Sacred Spiral Patreon](#)

Sign up for our free, weekly(ish) newsletter on our website, drop us an email, or find us on social media today!

# COPYRIGHT

Whilst we retain the copyright to this workbook, we'd love for you to share it with your audience or with anyone you think would appreciate the content.

All we ask is that you share, without any charge, in its entirety.

Blessed be!

*Lyn & Paul Thurman*